

Mount de Sales Academy

Summer Literature 2021-6th Grade

(Complete both assignments)

Summer Poem :

- 1) Memorize “ **The Vacation**” by Wendell Berry.
- 2) Create an illustration to match the details of the poem.
- 3) Include one neatly handwritten paragraph with the illustration that explains the purpose of the poem. Hand in the illustration and the paragraph the **FIRST** day.
- 4) Be ready to recite the poem from memory during the first week of school.
(Reciting will happen only with your ELA teacher, not in front of the class.) :-)

The Vacation

BY WENDELL BERRY

Once there was a man who filmed his vacation.

He went flying down the river in his boat

with his video camera to his eye, making

a moving picture of the moving river

upon which his sleek boat moved swiftly

toward the end of his vacation. He showed

his vacation to his camera, which pictured it,

preserving it forever: the river, the trees,

the sky, the light, the bow of his rushing boat

behind which he stood with his camera

preserving his vacation even as he was having it

so that after he had had it he would still

have it. It would be there. With a flick

of a switch, there it would be. But he

would not be in it. He would never be in it.

2) Students are to read the following:

Wonder by R.J. Palacio- Complete the storyboard for this book.

The Lightning Thief (Percy Jackson and the Olympians book 1)by Rick Riordan- Complete the plot diagram for this book.












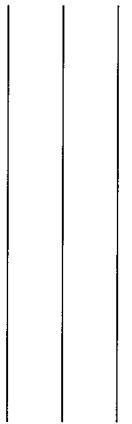




Complete the attached material for each. There will be further discussion and additional activities to accompany the book when school begins. Please bring these completed sheets to school the **FIRST** day. They will be collected at that time.

Book Title: _____

Student: _____

Author: _____

Date: _____



Plot Structure Diagram

(The main event between the protagonist and the antagonist or the moment for which the reader has been waiting.)

CLIMAX

5

Name _____

Date _____

Period _____

RISING ACTION 4
(The major events that lead to the turning point.)

FALLING ACTION 6
(The major events that lead to the resolution.)

CHARACTERS *

Protagonist and Main Character(s)

1

Antagonist

2

SETTING *

Time

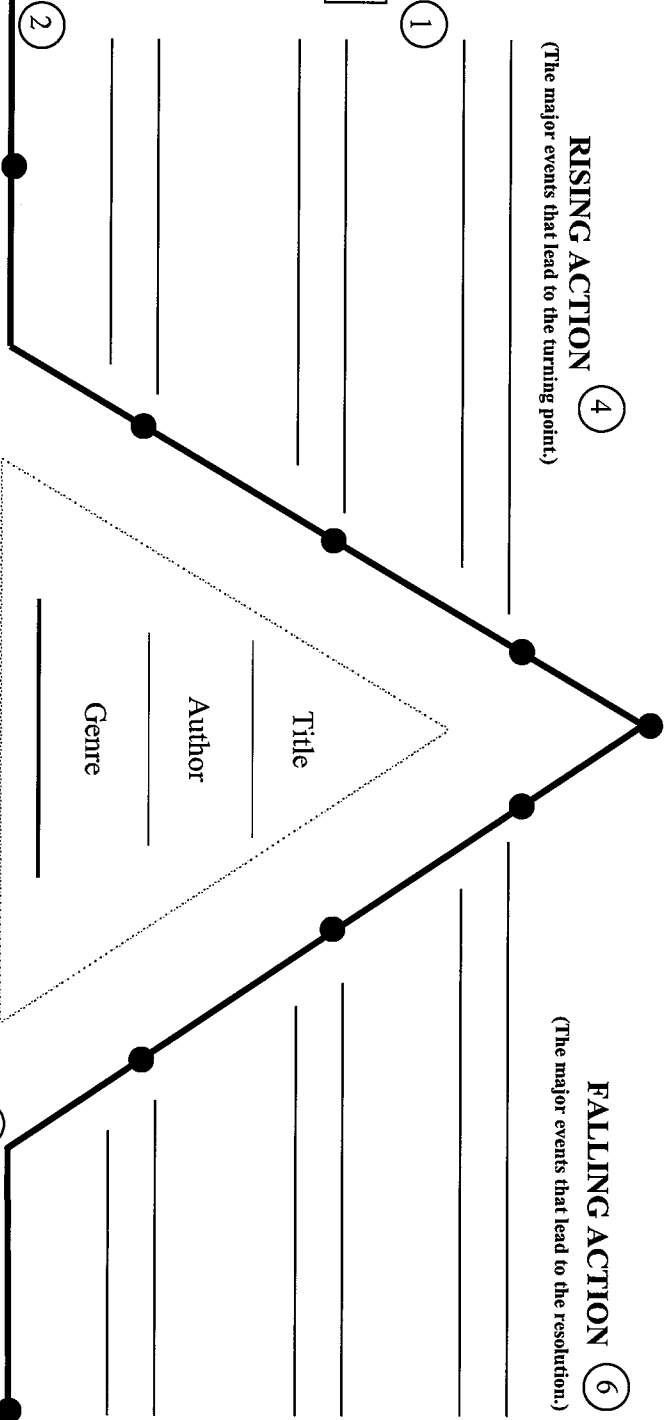
CONFLICT * 3
(What's the problem between the protagonist and the antagonist?)

RESOLUTION 7
(How was the conflict solved?)

Place

THEME
(The lesson or message the author is trying to help us understand.)

8



*Characters, Setting, Conflict and Mood (How the story makes you feel) combine to create the EXPOSITION which helps you "get into" the story, novel or movie from the very beginning.

- How To Figure Out the Theme**
1. Actively read the text.
 2. Fill out the Plot Structure Diagram (follow the circled numbers)
 3. Examine the conflict, resolution and turning points.
 4. Ask yourself, "What is the lesson the protagonist learned?"
 5. Reword #4 so that it can apply to anyone who reads the story.